










<p>English</p> <p>This half term, the children will be listening to Traditional Tales. They will re-enact the stories developing their oracy skills. The children will write alternative versions of Traditional Tales and develop their own characters and write descriptions of them. We will also be writing diary entries based on the different topics in our curriculum.</p>   <p>Key vocabulary: sequence, re-enact, character, traditional tale, diary.</p>	<p>Maths - Year 1</p> <p>Multiplication and Division</p> <p>Children will learn to count in steps of 2, 5 and 10. They will recognise equal groups through manipulatives and pictures. Children will be using the sentence “there are __ equal groups of __.” Children will add equal groups of 2, 5 and 10 to find out how many there are altogether. We will also explore arrays and find doubles of numbers up to 20.</p> <p>Fractions</p> <p>We will also be exploring fractions this half term. The children will be recognising halves and quarters of an object and of a shape. We will be using real life objects to find a half and a quarter.</p> <p>Position and Direction</p> <p>The children will learn to describe turns and position (left and right). We will be looking at forwards and backwards and above and below. We will explore ordinal numbers and label pictures.</p> <p>Key vocabulary: multiply, sharing, equal groups, fractions, half, quarter, position, direction, turn, forwards, backwards, above, below, left, right.</p>	<p>Maths - Year 2</p> <p>Fractions</p> <p>Children will learn to identify whether a shape and number has been split into equal or unequal parts. They will then learn to recognise, find, name and write fractions 1/3, 1/4, 2/4 and 3/4 of a length, shape, set of objects or quantity. The children will be introduced to the terms “numerator” and “denominator” and learn to recognise some simple equivalent fractions such as 2/4 and 1/2.</p> <p>Time</p> <p>Children will learn to tell and write the time to five minutes, including o’clock, quarter past/to the hour and draw the hands on a clockface to show these times. Children will be taught the number of minutes in an hour and the number of hours in a day.</p> <p>Key vocabulary: equal, parts, half, quarter, third, three quarters, numerator, denominator, equivalent, o’clock, half past, quarter past, quarter to, 5 minute intervals, seconds, minutes, hours, days, weeks, months, years.</p>	<p>Science - Plants</p> <p>This term the children will be learning to identify and name a variety of common wild and garden plants. We will be describing the basic structure of flowering plants and trees. The children will investigate what plants require to grow and observe and describe how seeds and bulbs grow into mature plants. The children will help to design and develop experiments.</p>   <p>Key vocabulary: trees, flowers, plants, fruit, seeds, evergreen, deciduous, stem, petal, leaves, environment, conditions, mature.</p>
<p>History</p> <p>Seasides</p> <p>This half term, the children will think about different holidays they may have during the year. They will explore the features of seaside holidays using photographs as a prompt. Children will also use photographs and paintings to look for clues about what seaside holidays were like in the past. They will use clues to start understanding how seaside holidays were different to how they are today. Children will find out why seaside holidays were initially only enjoyed by the rich. We will also explore the changes during the Victorian era, looking particularly at the role of the steam train in allowing people to visit the beach. Children will conclude their learning by ordering photographs of different aspects of seaside holidays and identify similarities and differences between them.</p>  <p>Key vocabulary: identify, past, present, chronological order, Victorian, Edwardian, similarities, differences.</p>	<p>PSHE / RSHE - Relationships</p> <p>Year 1 - The children will be exploring different families and learn about the different types of families. Children will look at key qualities that help to make friends and consider what it means to be a good friend. The children will explore appropriate ways to greet people and recognise which forms of physical contact are acceptable and unacceptable. We will also look at people who help us in our school community.</p> <p>Key vocabulary: family, belong, different, same, friendships, quality, caring, sharing, kind, feel, like, dislike, helpful, community, confidence, praise, self-belief.</p> <p>Year 2 - The children will identify different members of their family and understand relationships. We will be considering how everyone’s family is different and appreciate people who can help in their family and school community. The children will also explore friendships and conflict and identify some of the things that cause conflict with friends. We will discuss secrets and understand that sometimes it is good and sometimes it is bad to keep a secret.</p> <p>Key vocabulary: family, different, similarities, special, relationship, touch, physical, communication, like, dislike, friends, point of view, secret, adult, trust.</p>	<p>Music, Art, and PE</p> <p>Music – We will be using music to tell a story building up to a final performance.</p> <p>Art - This term our Art topic will be Print Making. The children will print using negative stencils. The children will make their own clay slab relief block.</p> <p>Vocabulary: Negative, stencils, tearing, print, dabbling, stippled, feathered, overlay, overprint, press, relief, impressions, surface, dab, unique state, trapping, peeling, ink-up.</p> <p>PE – Rounders and Net and Wall Games</p> <p>Children will learn how to throw a ball towards a target using their hand or a bat. The children will understand the rules of a game and how to score points.</p> <p>Computing – The children will be learning about privacy and security through Project EVOLVE.</p>	<p>RE</p> <p>Christianity -Why do Christians trust Jesus and follow him?</p> <p>We will begin by discussing who the children trust and why. We will then look at why the first people started to trust and follow Jesus 2000 years ago. We will use the bible to learn and study different bible stories such as Zacchaeus, the storm at the sea and feeding the 5000 and look at why people choose to follow Jesus. Finally, we will look at how and why Christians today put their trust in Jesus by choosing to listen to him and follow his example.</p>  <p>Key vocabulary: Christians, disciples, bible, Jesus, trust, followers, creed, faith, belief.</p>
 <p>We link our curriculum to our school vision and values, where appropriate.</p>		<p>Homework and how you can help at home:</p> <p>Please ensure you listen to your child read as frequently as possible. When you have listened to your child read, please record it in the reading record.</p> <p>Children will be given spellings on a Friday to practise over the coming week. The children will be asked to write their spellings on a Friday and new ones will be given out. Cat walls will contain high frequency words that we would like the children to recognise by sight. These will be sent home with their reading books to practise, as required.</p>	